

Girls Scouts of America – Badge Fulfillment Programs

The Center for Jewish History

Visit the Center for Jewish History!

The Center for Jewish History is pleased to partner with Girl Scouts of America in alignment with our mission to empower every generation through education and exploration. Please note that Advanced Registration is required through the [Group Visit Request Form](#) for the Lillian Goldman Reading Room. Please note that Girl Scouts of America visits are free of charge, except in cases where a nominal fee for materials may be applicable.

Center for Jewish History Experience Badge



The Center for Jewish History is pleased to offer a *Center for Jewish History* experience badge for viewing exhibitions, collections, and programs at the Center.

Fulfillment of General Merit Badges

The Center for Jewish History offers the following programs designed to help Girl Scouts of America Troops to fulfill one or more general merit badge requirements. Visits to the Center fulfill approximately one requirement per badge and provide methods and tools for merit-based learning through use of the collections. Please note that the Center **does not provide the program time or materials necessary for independent activities** outlined in badge requirements.

Brownies (Grades 2-3)



My Family Story | Genealogy

The Center for Jewish History fulfills two requirements for this badge.

Every family has stories. It's good to share them so you know who helped make you who you are. Do this badge to find out more about the people you love and who love you. That's your family!

1. Explore family stories
2. Know where your family is from
3. Make a story tree
4. Find an object that means something to your family
5. Share your family story

Before Visiting the Center for Jewish History:

One of the most important genealogical resources is your family members themselves! Conducting family history interviews with a relative is often the first step to discovering more about where you came from. The eldest members are filled with ancestral knowledge and stories that may have been forgotten or that may be completely new to you!

- Conduct an interview with a relative to gather information, including their surnames as well as where and when your ancestors were born. Follow this [link](#) for more information on conducting family interviews.
- Browse our Genealogy Online Research Guides [here](#).

Visit to the Ackman & Ziff Genealogy Institute:

A Librarian in the Ackman & Ziff Genealogy Institute will teach you:

- How to find useful United States and International records related to immigration, military service, and more!
- How to use physical and on-line genealogical resources such as maps, microfilm, websites and databases available at the Center for Jewish History.
- Girl Scouts will create a personalized family tree.



Senses | Cultural Investigation

You have five senses that work together to let you see, hear, smell, taste, and touch the world around you. Try all five in this badge!

1. Look around
2. Listen to the world
3. Put your nose to work
4. Take a taste test
5. Touch and feel

When I've earned this badge, I'll know how I use my five senses to explore the world.

At the Center for Jewish History:

Participate in a museum session with a Special Collections Educator!


- Learn about the role of museums in preserving art, culture, and history through the study of archival objects. These resources may include archival documents, photographs, ritual objects, or a tour of a current exhibition.
- Learn how to piece together clues about the past to understand a period or event in history.

Recommended Post-Visit Activities:

Each scout will choose an item that was shown at the Center for Jewish History and will tell the troupe about the history of the item using the following prompts:

- What is the item?
- What is it made out of?
- Where was it made?
- Who used the item?
- What was it used for?
- What can the item tell us about the culture or the period of history in which it was created?

Junior (Grades 4-5)



Musician | Jewish Music

The Center for Jewish History fulfills one of these activities.

Just about everyone loves music. And making it is just as fun as listening to it! Whether you're already a musician, or you just want to see what it's like to make sounds on an instrument, there's something for you in this badge.


1. Explore how music is made
2. Travel around the world of music
3. Check out the music in your life
4. Make your own music
5. Perform your music

When I've earned this badge, I'll know how music is made and how to perform music myself.

At the Center for Jewish History:

Participate in a museum session with a Special Collections Educator! Learn about the different instruments in the Center collections, including:

1. Places of origin
2. Different sounds they produce
3. The materials from which they are made
4. Their uses in different cultures



Scribe | Authors in History

The Center for Jewish History fulfills one of the requirements for this badge.

Words are powerful tools. Great writing can make people feel encouraged, entertained, or excited. It can create fantasy worlds or preserve events from history. And just writing down your feelings actually makes you feel better! In this badge, find out what you can do with words.

1. Start with a poem
2. Create a short story
3. Use words to share who you are
4. Write an article
5. Tell the world what you think

When I've earned this badge, I'll know how to write different kinds of stories -- both true tales and ideas from my imagination.

Visit to the Center for Jewish History:

Activity No. 1: A Special Collections Educator will showcase primary source materials and teach how to examine scribal activities from ancient times with scrolls and manuscripts, learning about the written word and how it has been used through the ages to preserve history!

Activity No. 2: A Special Collections Educator will showcase archival materials from the 20th century that showcase a cultural event or period within history, along with children's stories that display how works of literature can be influenced by historical events.

Activity No. 3: Explore current exhibitions at the Center for Jewish History with a Special Collections Educator and examine newspapers from different periods throughout history that correspond to the exhibitions!

Activity No. 4: Provide a literary tour of Center collections using manuscript materials of 20th century authors, examining the stages of writing a piece of literature.

Cadette (Grades 6-8)



Book Artist | Artwork & Ritual

For centuries, humans have been developing methods to create and bind paper in order to share ideas, knowledge, and inspiration with each other and with future generations. The craft of creating books has evolved over time, but the basic human need to share words and pictures has stayed the same. In this badge, try gluing, stitching, and folding your way to shaping your own book-artistry style—you'll create some spectacular gifts and keepsakes.

1. Explore the art of bookbinding
2. Get familiar with the insides of a book
3. Try out book artist techniques
4. Focus on function
5. Focus on style

When I've earned this badge, I'll know how to make different kinds of books.

Recommended Pre-Visit Activity:

Instructional Materials:

1. Timeline of book history
2. Info-graphic for the parts of a book
3. Digital objects of book arts from the collections

Visit to the Center for Jewish History:

Participate in a museum visit with a Special Collections Educator!

- Explore book artists represented in the collection.
- Discover the role of books within tradition and community.
- Look at the different ways knowledge has been disseminated throughout history, including the scroll, the codex, manuscripts, early printed books, and the book in the industrial period.



New Cuisines | Nourishing Tradition

Culinary possibilities are as diverse as the globe of people who cook them. Wherever you go in the world, a version of the pocket bread holds something delicious, and your sweet tooth can be satisfied with everything from date syrup to lingonberry jam. In this badge, cook up four dishes from across time and distance, and find out where your taste buds want to travel.

1. Make a dish from another country
2. Create a dish from another region of the United States
3. Whip up a dish from another time period
4. Cook a dish that makes a statement
5. Share your dishes on a culinary "tour"!

When I've earned this badge, I'll be able to make amazing dishes from all over the world and way back in time.

Visit to the Center for Jewish History:

Travel through different countries and periods of history with a Special Collections Educator, exploring collections of cookbooks and learn about the role of food in relation to:

- Cultural memory and culture has been transmitted through recipes.
- Eating habits have changed over time

Recommended Post-Visit Activity:

Think about special recipes in your family that are made during special days, holidays, or relate to other family traditions. Share them with the group describing:

- Which family member first made this recipe?
- How long has this recipe been in your family?
- What type of cuisine and country is this recipe from?
- Is this recipe made during a special event or tradition?

Senior (Grades 9-10)



Traveler | Travel Diaries

Close your eyes and imagine the spoils of travel: different cultures, breathtaking vistas, exotic foods. You might picture zooming down a zip line in the Amazon, tasting a classic New York hot dog, or digging into local lore at the history museum next door. Whether you travel near or far in this badge, you'll get the travel savvy to make the most of your adventures now and throughout your life.

1. Research destinations
2. Look into fun itineraries
3. Find out how to create a budget, including ways to travel inexpensively
4. Gain travel expertise before you go
5. Take your trip -- and make a memory

When I've earned this badge, I'll know how to plan a great trip of at least one night -- whether it's around the corner or across the globe.

Visit to the Center for Jewish History:

Participate in a session with a Special Collections Educator!

- Explore 18th and 19th century travel through diaries and paintings.
- Investigate the writings of an artist that detail a particular period of travel and how this influenced their work.
- Look at the artwork they created to represent that time in their lives.



Novelist | Literary Collections

Share a meal with a historical figure, unearth ancient treasures, spend the summer in outer space or dancing flamenco in Spain—writing a novel lets you dream the world your way. As you write descriptions and dialogue, invent situations, and make up feelings, you'll experience the fun of a novelist's career: spending time with new friends (characters you've created) and in other worlds (those from your imagination). And you'll end up with something impressive to share in college admissions—a work of fiction you wrote yourself.

1. Deconstruct a novel
2. Create great characters
3. Develop a plot
4. Write at least 20 pages
5. Edit your pages

When I've earned this badge, I'll know what it takes to write a great novel and I'll have written at least 20 pages of my own.

Visit to the Center for Jewish History:


Participate in a museum visit with a Special Collections Educator!

- Go on a literary tour of Center collections using manuscript materials of prominent 20th century authors and explore how the use literary themes reflects a period in history.
- Examining the stages of writing a piece of literature.

Recommended Post-Visit Activity:

Each scout creates a work of literature and presents to the group each step of their writing process, including:

- Genre choice
- Plot outline
- Character development
- Setting



Women's Health | Women's Organizations

Nothing's more important than good health—and, as a woman, we have unique health issues at every stage of our lives. How can you make the health decisions that are right for you, and what kinds of support are out there to guide you? Do this badge to find out! Identify health topics facing women in your community and across the globe, explore those that matter most to you, and—in the last step—reach out and raise awareness to spread good health to the women in your world.

1. Investigate the tests that help women stay healthy
2. Find out how fads and beauty practices impact health
3. Focus on techniques to help you stay emotionally healthy
4. Take a closer look at a women's health issue
5. Get the word out on a women's health topic

When I've earned this badge, I'll know how women can lead healthy lives.

Visit to the Center for Jewish History:

Participate in a museum session with a Special Collections Educator!

- Examine archival documents, letters, photographs, and objects that of international women's organizations of the 20th century.
- Explore the activities and impact of Women's Leagues and leaders of social justice in support of communities and women's health.